

# Creative ideas for sharing stories with your child


## ages birth-1 year

Name familiar and new things – this can help your baby learn about sounds and words. The more words children hear, the more words they learn

Change the tone of your voice as you read – this makes it easier for your baby to pick up on different speech sounds, an important step in learning to make sounds himself

Read slowly and spend time on each page after you read the words – this lets your baby focus

Turn the pages when you read with your baby – this shows him how to use a book.



ey diddle, diddle,  
The Cat and the Fiddle  
The Cow jumped over the Moon,  
The little Dog laughed  
To see such sport,  
And the Dish ran away  
With the Spoon.

### Recommended Books for this age:

Nursery Rhymes for Kids

Baby Touch Colors

Baby Touch Words

Any Soft or touch and feel book are good for this period because a child's senses are developing quickly.

Audio books with bright colors or simple, large and high contrast pictures such as black and white pictures– these are interesting and easy for babies to focus on.

Books with different textures so your baby can hear, see and feel the book

Books with pictures of babies and faces

Soft, waterproof plastic and cloth books that can go in your baby's mouth and into the bath.

### Links for more resources

[http://raisingchildren.net.au/articles/reading\\_babies.html](http://raisingchildren.net.au/articles/reading_babies.html)

<http://www.raisesmartkid.com/all-ages/1-articles/52-reading-to-children-how-tos-and-tips>

[http://www.babycenter.com/0\\_how-to-raise-a-reader\\_11545.bc](http://www.babycenter.com/0_how-to-raise-a-reader_11545.bc)

## ages 1-2 years old

Help your child choose a book, then ask him to hold the book and turn the pages. Get your child to fill in the words in a story she knows. Also try pausing and letting her finish sentences for you.

Ask your toddler to name what he sees in the pictures.

Talk with your toddler about the sounds animals make.

Sing nursery rhymes and fun songs together.

Toddlers might especially enjoy:

Books with animals and animal noises

Books about a favorite topic, such as cars, trucks, fairies, pets, stars and planets, music, castles, the ocean, princesses or trains.

Books about playtime that relate to their experiences

Lift-the-flap and pop-up books– at this age, children can have fun with books with moveable pieces.




### Recommended Books for this Age

*Crocodile beat* by Gail Jorgensen and Patricia Mullins

*On your potty* by Virginia Miller

*Rumble in the jungle pop-up book* by Giles Andreae and David Wojtowycz

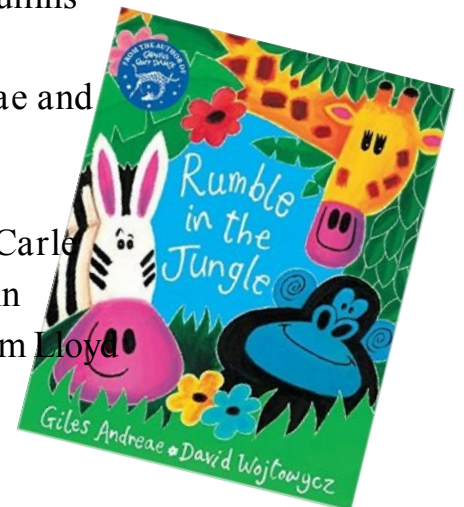
*Time for bed* by Mem Fox



*The very hungry caterpillar* by Eric Carle

*The wheels on the bus* by Penny Dann

*What colour are your knickers* by Sam Lloyd



Links for more resources:

<http://raisingchildren.net.au/articles/reading.html/context/1213>

<http://www.better-beginnings.com.au/programs/birth-three>

<http://www.brighthorizons.com/family-resources/e-family-news/2014-the-importance-of-reading-to-babies-and-infants/>

# Ages 2-3 years old

## General tips for budding readers

Make a routine, and try to share at least one book every day. Sharing a book can be a nice way to start and finish the day. A comfortable and favorite reading place can be part of the routine.

*Hold your child close or on your knee while you read so she can see your face and the book.*

**Try out funny noises and sounds - play and have fun!**

books relating to particular interests – for example, books about dinosaurs, fairies, football or animals. Some preschoolers are very interested in non-fiction books, including books about the stars, the ocean, inventions, food and travels around the world.

Involve your child by encouraging talk about the pictures and repeating familiar words.

**TURN OFF THE TV OR RADIO SO YOUR CHILD CAN FOCUS**

*When he's old enough, let your child choose the books. Be prepared to read favorite books over and over again! alphabet, shape, size and counting books*


*Books that tell simple stories, especially ones with rhythm and repetition*

*books that use humor and have a sense of fun – for example, a character who uses a funny word, or who is silly or even 'naughty'*

*books with child characters who are about the same age as your child and characters who have a quirky trait*

*books about families, friends and going to school*

### **Recommended Books for this Age:**



### **LINKS FOR MORE RESOURCES**

<http://www.icanteachmychild.com/reading/>

<http://www.cdc.gov/ncbddd/childdevelopment/positiveparenting/toddlers2.html>

<http://mommyshorts.com/2012/02/10-ways-to-get-your-children-to-listen.html>